



Department of Teaching & Learning

Office of Curriculum & Instruction

Board Update March 19, 2019







# WARREN RAIDER ASSESSMENT/PROGRESS



# KINDERGARTEN

	<b>WARREN RAIDER ASSESSMENT/PROGRESS</b>		
Student Name: _____		School: _____	Grade: K



General Student Information							
Absences				Tardies to School			
1 <sup>st</sup> Quarter	2 <sup>nd</sup> Quarter	3 <sup>rd</sup> Quarter	4 <sup>th</sup> Quarter	1 <sup>st</sup> Quarter	2 <sup>nd</sup> Quarter	3 <sup>rd</sup> Quarter	4 <sup>th</sup> Quarter
3	0	5		0	4	0	

NWEA MAP								
This is an online benchmark assessment system that provides numerous reports to help the district and teachers use current data to assist with individualizing instruction and to monitor student progress.								
NWEA MAP Winter Reading		NWEA MAP Winter Math			NWEA MAP Spring Reading		NWEA MAP Spring Math	
Score	Level	Score	Level		Score	Level	Score	Level
138	BELOW	144	AT					

ELA District Assessments							
Hearing and Recording Sounds In Words #1				Hearing and Recording Sounds In Words #2			
Score		Performance Level		Score		Performance Level	
4		BELOW		35		ABOVE	
1 <sup>st</sup> Quarter Reading Level		2 <sup>nd</sup> Quarter Reading Level		3 <sup>rd</sup> Quarter Reading Level		4 <sup>th</sup> Quarter Reading Level	
Reading Level	Performance Level	Reading Level	Performance Level	Reading Level	Performance Level	Reading Level	Performance Level
PRE-A	AT	B	BELOW	C	AT		

If you have any questions please contact your child's principal.

# FIRST AND SECOND GRADES

	WARREN RAIDER ASSESSMENT/PROGRESS	
Student Name:	School:	Grade: 1



General Student Information								
Absences				Tardies				
1 <sup>st</sup> Quarter	2 <sup>nd</sup> Quarter	3 <sup>rd</sup> Quarter	4 <sup>th</sup> Quarter	1 <sup>st</sup> Quarter	2 <sup>nd</sup> Quarter	3 <sup>rd</sup> Quarter	4 <sup>th</sup> Quarter	
4	10.5	7		4	1	0		

NWEA MAP											
This is an online benchmark assessment system that provides numerous reports to help the district and teachers use current data to assist with individualizing instruction and to monitor student progress.											
NWEA MAP Fall Reading		NWEA MAP Fall Math		NWEA MAP Winter Reading		NWEA MAP Winter Math		NWEA MAP Spring Reading		NWEA MAP Spring Math	
Score	Level	Score	Level	Score	Level	Score	Level	Score	Level	Score	Level
150	BELOW	161	ABOVE	154	BELOW	169	AT				

ELA District Assessments							
				Writing Diagnostic			
				Score		Performance Level	
				12		OT	
1 <sup>st</sup> Quarter Reading Level		2 <sup>nd</sup> Quarter Reading Level		3 <sup>rd</sup> Quarter Reading Level		4 <sup>th</sup> Quarter Reading Level	
Reading Level	Performance Level	Reading Level	Performance Level	Reading Level	Performance Level	Reading Level	Performance Level
A	BELOW	E	BELOW	E	BELOW		

If you have any questions please contact your child's principal.

# THIRD/FOURTH/FIFTH GRADES

	WARREN RAIDER ASSESSMENT/PROGRESS	
Student Name:	School:	Grade: 3

General Student Information											
Absences				Tardies to School				Behavioral Referrals			
1 <sup>st</sup> Quarter	2 <sup>nd</sup> Quarter	3 <sup>rd</sup> Quarter	4 <sup>th</sup> Quarter	1 <sup>st</sup> Quarter	2 <sup>nd</sup> Quarter	3 <sup>rd</sup> Quarter	4 <sup>th</sup> Quarter	1 <sup>st</sup> Quarter	2 <sup>nd</sup> Quarter	3 <sup>rd</sup> Quarter	4 <sup>th</sup> Quarter
0	2	0		0	3	4		0	0	0	



NWEA MAP											
This is an online benchmark assessment system that provides numerous reports to help the district and teachers use current data to assist with individualizing instruction and to monitor student progress.											
NWEA MAP Fall Reading		NWEA MAP Fall Math		NWEA MAP Winter Reading		NWEA MAP Winter Math		NWEA MAP Spring Reading		NWEA MAP Spring Math	
Score	Level	Score	Level	Score	Level	Score	Level	Score	Level	Score	Level
174	BELOW	169	BELOW	185	BELOW	182	BELOW				

ELA District Assessments							
Informative/Explanatory Writing				Opinion Writing			
Points		Performance Level		Points		Performance Level	
0		BELOW		NA		NA	
1 <sup>st</sup> Quarter Reading Level		2 <sup>nd</sup> Quarter Reading Level		3 <sup>rd</sup> Quarter Reading Level		4 <sup>th</sup> Quarter Reading Level	
Reading Level	Performance Level	Reading Level	Performance Level	Reading Level	Performance Level	Reading Level	Performance Level
M	AT	P	ABOVE	Q	ABOVE		



If you have any questions please contact your child's principal.





# SIXTH/SEVENTH/EIGHTH GRADES

		<b>WARREN RAIDER ASSESSMENT/PROGRESS</b>									
Student Name:						School:				Grade: 6	
General Student Information											
Absences				Tardies to School				Behavioral Referrals			
1 <sup>st</sup> Quarter	2 <sup>nd</sup> Quarter	3 <sup>rd</sup> Quarter	4 <sup>th</sup> Quarter	1 <sup>st</sup> Quarter	2 <sup>nd</sup> Quarter	3 <sup>rd</sup> Quarter	4 <sup>th</sup> Quarter	1 <sup>st</sup> Quarter	2 <sup>nd</sup> Quarter	3 <sup>rd</sup> Quarter	4 <sup>th</sup> Quarter
2	3	3		7	1	1		0	0	0	
NWEA MAP											
This is an online benchmark assessment system that provides numerous reports to help the district and teachers use current data to assist with individualizing instruction and to monitor student progress.											
NWEA MAP Fall Reading		NWEA MAP Fall Math		NWEA MAP Winter Reading		NWEA MAP Winter Math		NWEA MAP Spring Reading		NWEA MAP Spring Math	
Score	Level	Score	Level	Score	Level	Score	Level	Score	Level	Score	Level
227	ABOVE	217	AT	227	ABOVE	214	BELOW				
Math District Assessments											
Critical Area of Focus #1				Critical Area of Focus #2				Critical Areas of Focus #3			
Points		Performance Level		Points		Performance Level		Points		Performance Level	
2		BELOW		12		AT					
ELA District Assessments											
Pre-Writing Argumentative Essay				Pearson My Perspectives Reading Comprehension Check #1				Informative/Explanatory Writing On-Demand Essay			
Points		Performance Level		Points		Performance Level		Points		Performance Level	
3		BELOW		40		ABOVE		7		ABOVE	
Post-Writing Argumentative Essay				Pearson My Perspectives Reading Comprehension Check #2				Argumentative Writing On-Demand Essay			
Points		Performance Level		Points		Performance Level		Points		Performance Level	
				22		AT		6		AT/NEAR	
If you have any questions please contact your child's principal.											

# NINTH AND TENTH GRADES

		WARREN RAIDER ASSESSMENT/PROGRESS										
Student Name:						School:				Grade: 10		
Absences				Tardies to School				Behavioral Referrals				Graduate Cohort 2020
1 <sup>st</sup> Quarter	2 <sup>nd</sup> Quarter	3 <sup>rd</sup> Quarter	4 <sup>th</sup> Quarter	1 <sup>st</sup> Quarter	2 <sup>nd</sup> Quarter	3 <sup>rd</sup> Quarter	4 <sup>th</sup> Quarter	1 <sup>st</sup> Quarter	2 <sup>nd</sup> Quarter	3 <sup>rd</sup> Quarter	4 <sup>th</sup> Quarter	
11	8	12		0	0	0		0	1	0		
<b>NWEA MAP</b> This is an online benchmark assessment system that provides numerous reports to help the district and teachers use current data to assist with individualizing instruction and to monitor student progress.												
NWEA MAP Fall Reading		NWEA MAP Fall Math		NWEA MAP Winter Reading		NWEA MAP Winter Math		NWEA MAP Spring Reading		NWEA MAP Spring Math		
Score	Level	Score	Level	Score	Level	Score	Level	Score	Level	Score	Level	
NA	NA	NA	NA	NA	NA	NA	NA					
Course Credits Required for Graduation												
English 4 Credits	Math 4 Credits	Social Studies 3 Credits	Science 3 Credits	P.E. .5 Credits	Health .5 Credits	Fine Arts .5 Credits	Total Credits 21 Credits					
2	0	2	1	0.25	0.5	0	8.75					
Only core courses are listed above. Students must complete six or more elective credits, which will be reflected in the total credits column.												
Students Quarterly Grade Point Average (GPA) for current school year courses.												
1 <sup>st</sup> Quarter	2 <sup>nd</sup> Quarter		3 <sup>rd</sup> Quarter		4 <sup>th</sup> Quarter							
1.63	1.09		0.57									
Ohio State Test Points Required for Graduation												
Each test score earns you up to five graduation points. You must have a minimum of four points in math, four points in English and six points across science/social studies and a minimum total of 18 points with all combined tests. Your school and district receive grades on the Ohio School Report Cards for all students' scores and participation on state tests.												
English 4 Points		Math 4 Points		Science/S.S. 6 Points		Minimum Total Points Required 18						
6		1		6		13			NOT MET			
If you have any questions please contact your guidance counselor.												

# ELEVENTH/TWELFTH GRADES

	WARREN RAIDER ASSESSMENT/PROGRESS	
Student Name: _____	School: _____	Grade: 12

Absences				Tardies to School				Behavioral Referrals				Graduate Cohort
1 <sup>st</sup> Quarter	2 <sup>nd</sup> Quarter	3 <sup>rd</sup> Quarter	4 <sup>th</sup> Quarter	1 <sup>st</sup> Quarter	2 <sup>nd</sup> Quarter	3 <sup>rd</sup> Quarter	4 <sup>th</sup> Quarter	1 <sup>st</sup> Quarter	2 <sup>nd</sup> Quarter	3 <sup>rd</sup> Quarter	4 <sup>th</sup> Quarter	
5	6	0		0	2	0		0	0	0		
												2019

Course Credits Required for Graduation							
English 4 Credits	Math 4 Credits	Social Studies 3 Credits	Science 3 Credits	P.E. .5 Credits	Health .5 Credits	Fine Arts .5 Credits	Total Credits 21 Credits
3	3	4	3	0.5	0.5	4	21.5
Only core courses are listed above. Students must complete six or more elective credits, which will be reflected in the total credits column.							
Students Quarterly Grade Point Average (GPA) for current school year courses.							
1 <sup>st</sup> Quarter		2 <sup>nd</sup> Quarter		3 <sup>rd</sup> Quarter		4 <sup>th</sup> Quarter	
2.66		3.00		3.16			
Ohio State Test Points Required for Graduation							
Each test score earns you up to five graduation points. You must have a minimum of four points in math, four points in English and six points across science/social studies and a minimum total of 18 points with all combined tests. Your school and district receive grades on the Ohio School Report Cards for all students' scores and participation on state tests.							
	English 4 Points	Math 4 Points	Science/S.S. 6 Points	Minimum Total Points Required			
	6	3	9	18		MET	
If you have any questions please contact your guidance counselor.							





# Waiver Day

## March 6, 2019



- *ALL* K-8 teachers featured speaker - Amie Dean
  - ❖ ALICE overview K-4 teachers
  - ❖ National Geographic Training Gr 5 teachers
  - ❖ 6-8 teachers content work w/ WCS Coordinators, MCECSC & TCESC Supervisors
- *ALL* 9-12 teachers Differentiated PD provided by MCECSC
  - ❖ Selections included: Psychology of Passive Barriers, Mindfulness, Mnemonics, Making Thinking Visible, Plickers/Kahoot/Hyperdocs
  - ❖ Department Work in the afternoon – pacing and curriculum alignment





# Looking Toward the Future Waiver Day Planning 2019-2020



- ❖ August 2019 Professional Development for WCS Administrators
- ❖ September 11<sup>th</sup> WCS PD – Amie Dean PBIS retooling  
Data Dig and Content Planning
- ❖ Nov. 5<sup>th</sup> TCESC County Wide Innovation Day – WGH, Lincoln, Willard  
Amie Dean and other nationally renown speakers



# Any Given Child Arts Integration



**10 WCS teachers** attended Arts Integration Session developed by the John F. Kennedy Center for the Performing Arts with John Lesson “Laying a Foundation: Anatomy of a Lesson” at SMARTS. Coordinated through Mr. Chiaro, Campus Leaders, & Becky Keck

**Kindergarten students** having opportunity to attend TAG for a one hour session, coordinated by Jill Merolla, Sue Senvissky, & Kelly Hutchison

Participated in two art projects – painting ceramic and group paint project


Experience clay on the wheel and dry clay work

Visit TAG gift shop to hear a story about art museum

**WCS Students’ Art** on display at **TAG** April 5-19<sup>th</sup>

Opening reception Fri. Apr. 5<sup>th</sup> 5-7 pm

**WCS Art Show** Friday May 3<sup>rd</sup> 4-7 pm in WGH gym



# Testing Season



- ✓ ACT was given to Juniors March 12, 2019
- ✓ State Testing for ELA opens March 25-April 12<sup>th</sup> for grades 3-10
- ✓ State Testing for Math opens April 10-May 8<sup>th</sup> for grades 3 - Geo.
- ✓ State Testing for Science opens April 10-May 8<sup>th</sup> for grades 5, 8, & Bio.
- ✓ State Testing for American History and American Government opens April 10-May 8<sup>th</sup>
- ✓ AP Testing begins May 6-15<sup>th</sup>

*Summer Testing – Gr. 3 ELA July 9<sup>th</sup> and High School EOC Retakes July 15-26, 2019*